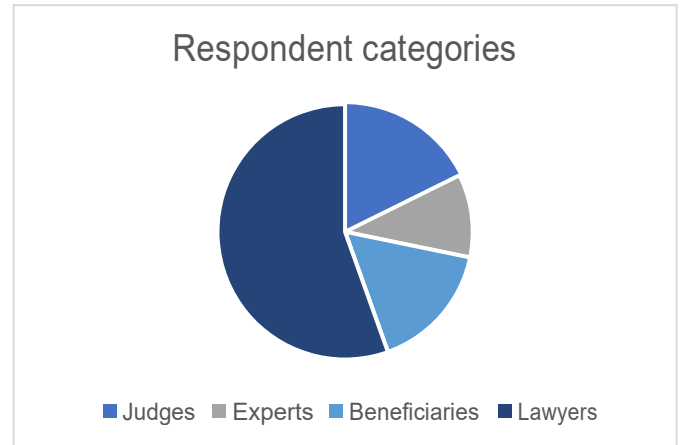


Quality of Sample

There was a total of 294 responses to the Cypriot survey, (52, 18%) were Judges, (163, 55%) were Lawyers, (31, 11%) were experts, and (48, 16%) were beneficiaries.

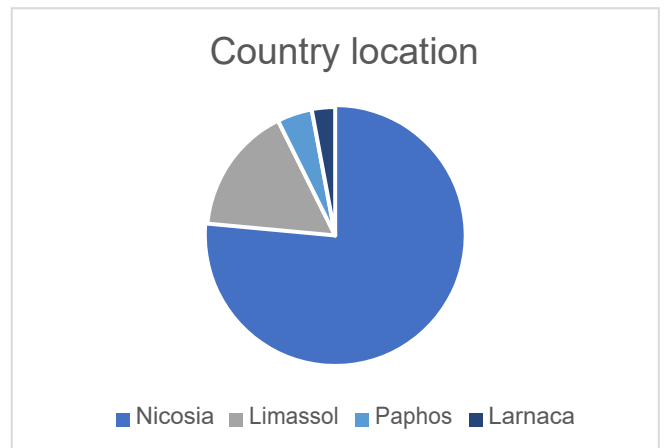
Respondent categories	%	#
Judges	18%	52
Experts	11%	31
Beneficiaries	16%	48
Lawyers	55%	163
Total	100%	294



Country locations

Of the (19%, 68) of respondents who indicated their location, (76%, 52) were based in Nicosia, (16%, 11) in Limassol, (4%, 3) in Paphos and (3%, 2) in Larnaca.

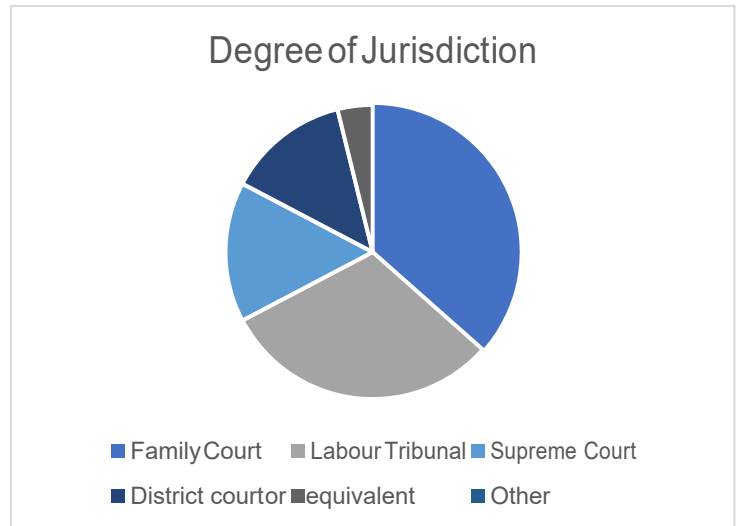
Country location	%	#
Nicosia	76%	52
Limassol	16%	11
Paphos	4%	3
Larnaca	3%	2
Total	100%	68



Judges

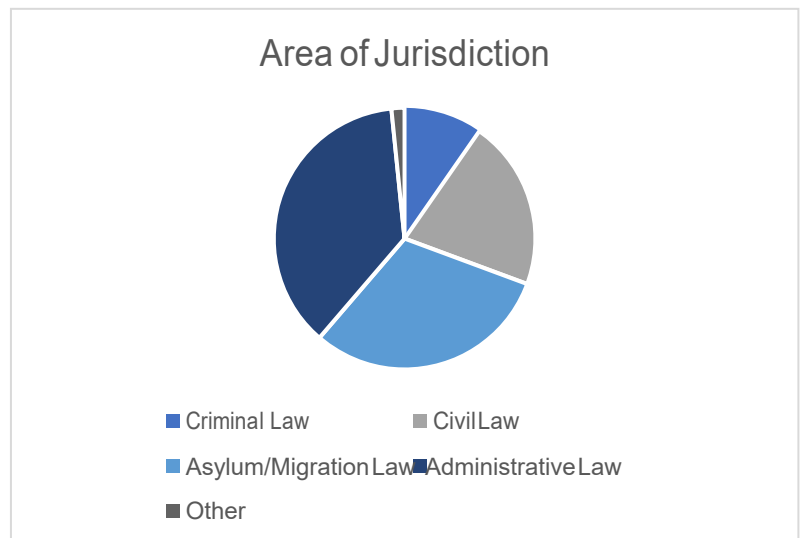
The most common degree of jurisdiction for Judges was 'Family court' (37%, 19), then 'Labour Tribunal' (31%, 16), followed by 'Supreme Court' (15%, 8) from the and 'District Court or equivalent' (13%, 7).

Degree of Jurisdiction	%	#
Family Court	37%	19
Labour Tribunal	31%	16
Supreme Court	15%	8
District court or equivalent	13%	7
Other	4%	2
Total	100%	52



The most common area of jurisdiction was 'Administrative Law' (37%, 23), followed by 'Asylum and Migration Law' (31%, 19), Civil Law (21%, 13), 'Criminal Law' (10%, 6) and 'Other' (2%, 1).

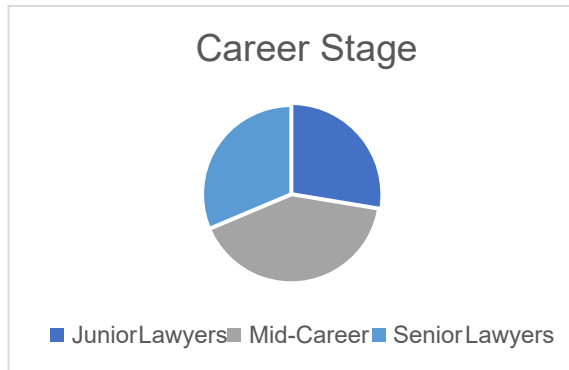
Area of Jurisdiction	%	#
Administrative Law	37%	23
Asylum and Migration law	31%	19
Civil Law	21%	13
Criminal Law	10%	6
Other	2%	1
Total	100%	62



Lawyers

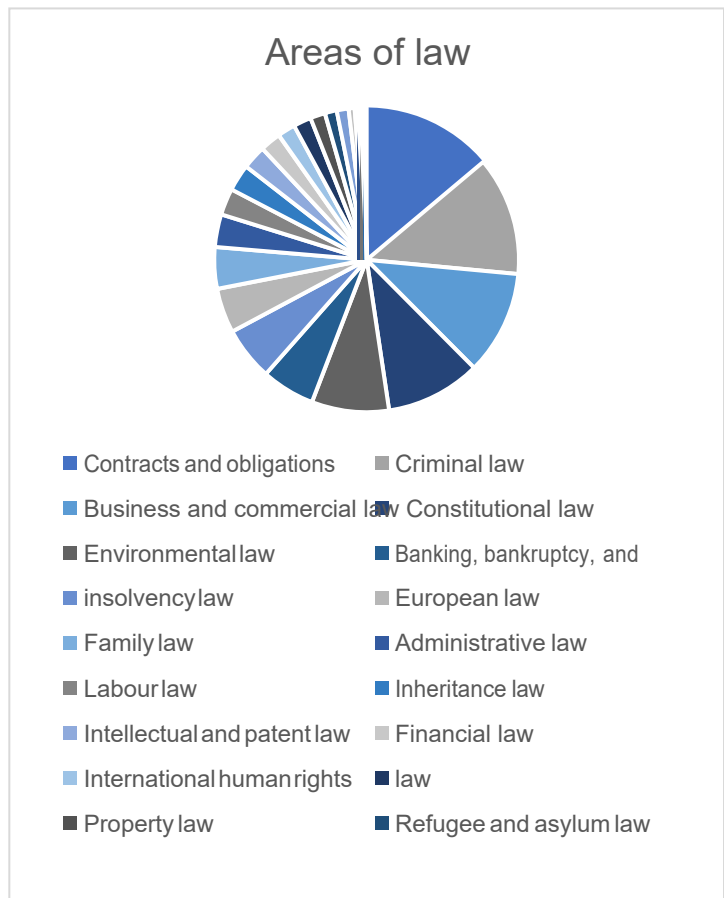
Of the 169 Lawyers that responded, (41%, 55) indicated mid-career followed by senior lawyers (31%, 42) and junior lawyers (28%, 37).

Career Stage	%	#
Junior Lawyers	28%	37
Mid-Career	41%	55
Senior Lawyers	31%	42
Total	100%	134



For the areas of law practiced 'Contracts and Obligations' (14%, 44), was the most common followed by 'Criminal Law' (13%, 40), 'Business and Commercial Law' (11%, 35), 'Constitutional Law' (10%, 32), 'Environmental Law' (8%, 26), 'Banking, Bankruptcy, and Insolvency Law' (6%, 18) and 'European Law' also on 6% (18). All the remaining areas received 5 % or less.

Areas of Law	%	#
Contracts and obligations	14%	44
Criminal law	13%	40
Business and commercial law	11%	35
Constitutional law	10%	32
Environmental law	8%	26
Banking, bankruptcy, and insolvency	6%	18
European law	6%	18
Family law	5%	15
Administrative law	4%	14
Labour law	3%	11
Inheritance law	3%	9
Intellectual and patent law	3%	9
Financial law	3%	8
International human rights	2%	7
Property law	2%	6
Refugee and asylum law	2%	6
Private international law	2%	5
Immigration law	1%	4
Other	1%	4
Sports law	1%	2
Health law	0%	1
Medical and bio law	0%	1
Total	100%	315



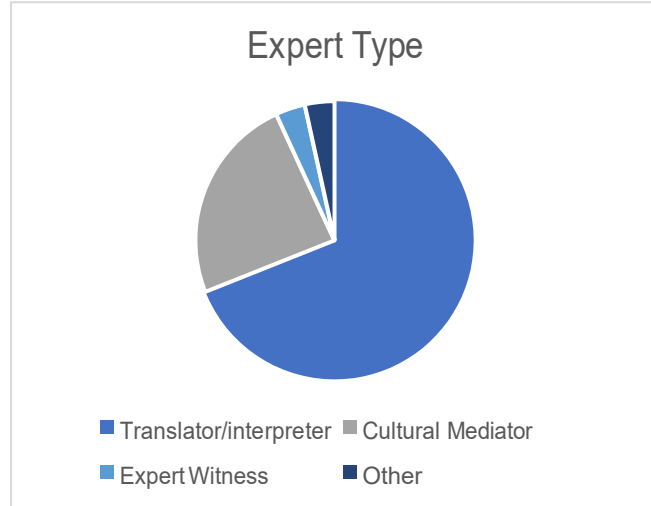
CULTURAL EXPERTISE IN EUROPE: WHAT IS IT USEFUL FOR? (EURO-EXPERT)

PI: LIVIA HOLDEN | Post-Doc: ANNA TSALAPATANIS | Data Collector: VENETIA ARGYROPOULOU
First Date of Publication: 20/05/2019
Revision and Update: 01/02/2022

Experts

The most common type of expert selected was ‘Translator/Interpreter’ on (69%, 20), followed by ‘Cultural Mediator’ (24%, 7), followed by one respondent selecting ‘Expert Witness’ and another indicating ‘Other’.

Expert Type	%	#
Translator/interpreter	69%	20
Cultural Mediator	24%	7
Expert Witness	3%	1
Other	3%	1
Total	100%	29



The most common response to the question regarding area of specialisation was ‘North Africa’ (27%, 7) followed by ‘South Asia’ (19%, 5) and then the ‘Middle East’ (15%, 4). ‘Sub-Saharan Africa’, ‘East Asia’, ‘South East Asia’ and ‘Minority/Indigenous populations in Europe’ were each selected two times. ‘South and Central America’ and ‘Other’ were selected once.

Area of Specialisation	%	#
North Africa	27%	7
South Asia	19%	5
Middle East	15%	4
Sub-Saharan Africa	8%	2
East Asia	8%	2
South East Asia	8%	2
Minority/Indigenous populations in Europe	8%	2
South and Central America	4%	1
Other	4%	1
Total	100%	26



CULTURAL EXPERTISE IN EUROPE: WHAT IS IT USEFUL FOR? (EURO-EXPERT)

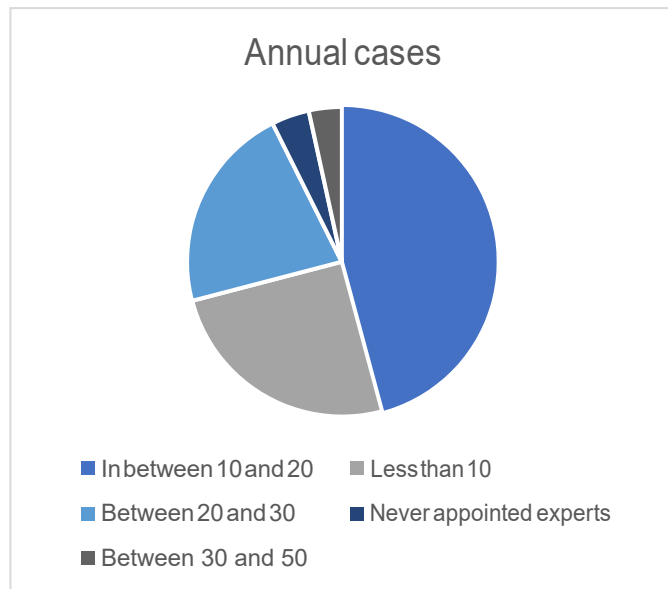
PI: LIVIA HOLDEN | Post-Doc: ANNA TSALAPATANIS | Data Collector: VENETIA ARGYROPOULOU
First Date of Publication: 20/05/2019
Revision and Update: 01/02/2022

Frequency

Frequency of involvement

To the question of how many experts did they instruct annually, most responding judges and lawyers (46%, 93) choose 'In between 10 and 20', followed by 'Less than 10' (25%, 51) and 'Between 20 and 30' (22%, 44), 'Never appointed experts (4%, 8) and (3%, 7) respondents selected 'Between 30 and 50'.

Annual cases	%	#
In between 10 and 20	46%	93
Less than 10	25%	51
Between 20 and 30	22%	44
Never appointed experts	4%	8
Between 30 and 50	3%	7
Total	100	203



(47%, 14) of experts provided less than 5 written reports, (30%, 7) indicated a number of written reports between 5 and 10, (7%, 2) indicated a number of expert reports between 10 and 20, (7%, 2) indicated a number of expert reports between 20 and 50, (7%, 2) indicated 'Other' and (3%, 1) indicated between 50 and 100.

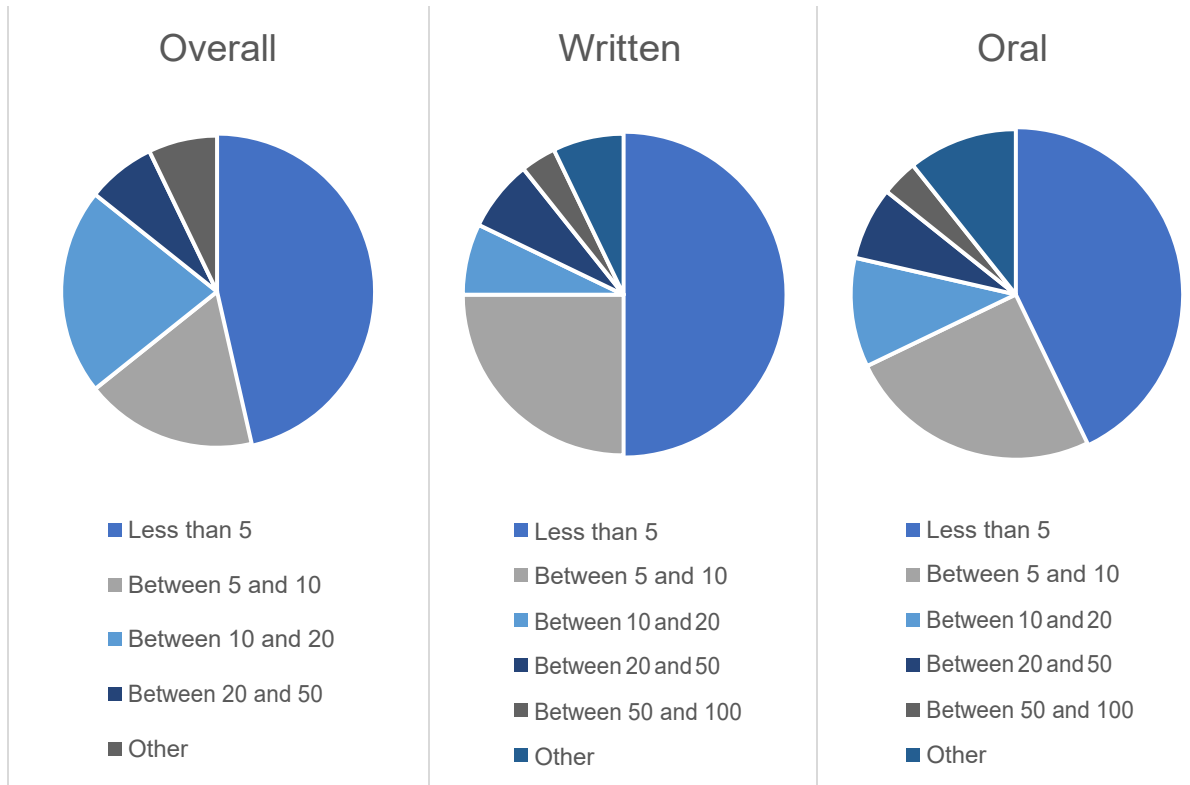
CULTURAL EXPERTISE IN EUROPE: WHAT IS IT USEFUL FOR? (EURO-EXPERT)

PI: LIVIA HOLDEN | Post-Doc: ANNA TSALAPATANIS | Data Collector: VENETIA

ARGYROPOULOU First Date of Publication: 20/05/2019

Revision and Update: 01/02/2022

(43%, 12) of experts provided a total of less than 5 oral reports, (23%, 7) indicated a number of oral reports between 5 and 10, (13%, 3) indicated a number of oral reports between 10 and 20, (7%, 2) indicated a number of oral reports between 20 and 50, (10%, 1) indicated between 50 and 100 and (10%, 3) choose 'Other'.



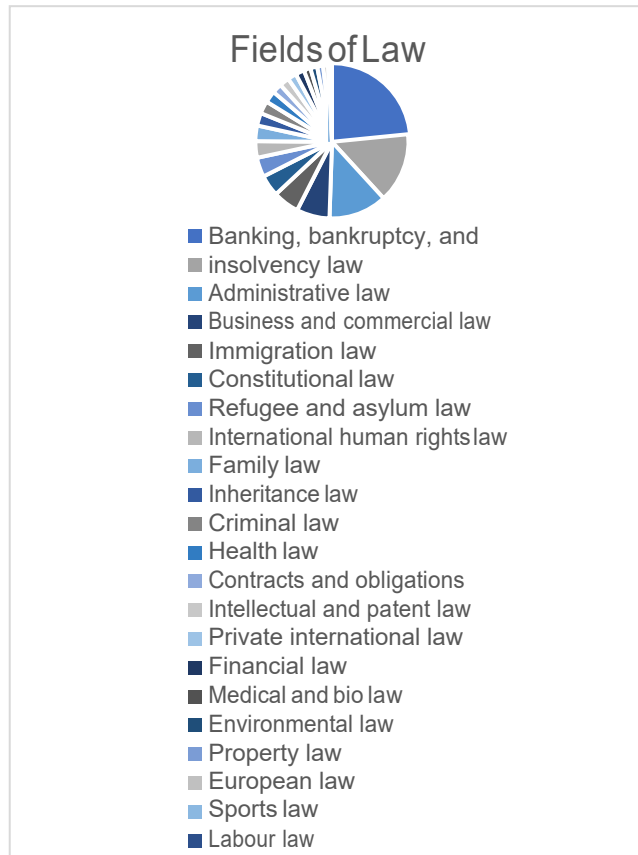
CULTURAL EXPERTISE IN EUROPE: WHAT IS IT USEFUL FOR? (EURO-EXPERT)

PI: LIVIA HOLDEN | Post-Doc: ANNA TSALAPATANIS | Data Collector: VENETIA ARGYROPOULOU
First Date of Publication: 20/05/2019
Revision and Update: 01/02/2022

Fields of law

The most common area of use of cultural expertise was 'Banking, Bankruptcy and Insolvency Law' (24%, 114), followed by 'Administrative Law' (15%, 72), 'Business and Commercial Law' (12%, 60), 'Immigration Law' (7%, 34), 'Constitutional Law' (6%, 27) and 'Refugee and Asylum Law' (5%, 22), with all the remaining areas of law accounting for 5% or less.

Fields of Law	%	#
Banking, bankruptcy, and insolvency	24%	114
Administrative law	15%	72
Business and commercial law	12%	60
Immigration law	7%	34
Constitutional law	6%	27
Refugee and asylum law	5%	22
International human rights law	4%	20
Family law	4%	17
Inheritance law	3%	16
Criminal law	3%	13
Health law	3%	13
Contracts and obligations	2%	12
Intellectual and patent law	2%	10
Private international law	2%	10
Financial law	2%	9
Medical and bio law	2%	9
Environmental law	1%	7
Property law	1%	7
European law	1%	6
Sports law	1%	5
Labour law	0%	2
Total	100%	485



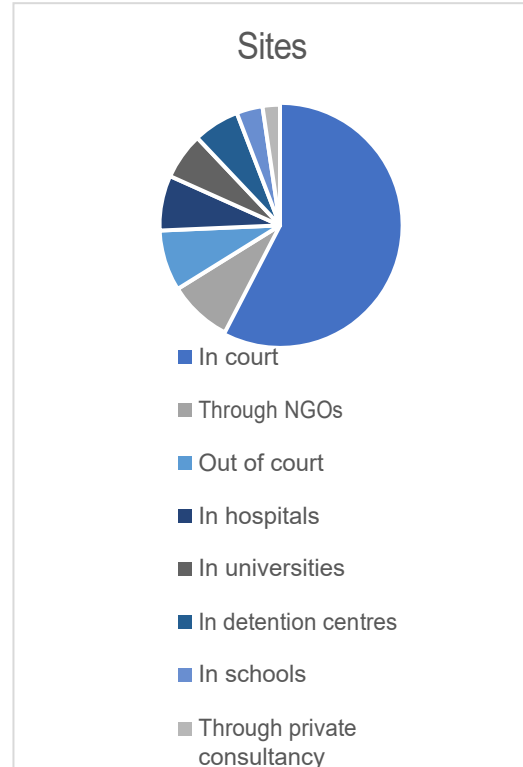
CULTURAL EXPERTISE IN EUROPE: WHAT IS IT USEFUL FOR? (EURO-EXPERT)

PI: LIVIA HOLDEN | Post-Doc: ANNA TSALAPATANIS | Data Collector: VENETIA ARGYROPOULOU
First Date of Publication: 20/05/2019
Revision and Update: 01/02/2022

Sites

The most common site of cultural expertise was 'In court' (57%, 148), followed by 'Through NGOs' (9%, 22), 'Out of Court' (9%, 21), 'In hospitals' (7%, 19), 'In Universities' and 'In detention centres' each received 6% each (16) with all remaining categories receiving 3% or less.

Sites	%	Total
In court	58%	148
Through NGOs	9%	22
Out of court	8%	21
In hospitals	7%	19
In universities	6%	16
In detention centres	6%	16
In schools	4%	9
Through private consultancy	2%	6
Total	100%	257



CULTURAL EXPERTISE IN EUROPE: WHAT IS IT USEFUL FOR? (EURO-EXPERT)

PI: LIVIA HOLDEN | Post-Doc: ANNA TSALAPATANIS | Data Collector: VENETIA ARGYROPOULOU
First Date of Publication: 20/05/2019
Revision and Update: 01/02/2022

Typology of Experts

The most common response to the question regarding the expert type was ‘Native lawyers’ (24%, 63), followed by ‘Religious leaders’ (18%, 47), ‘Country experts’ (17%, 45), ‘Community leaders’ (16%, 42), ‘Native language speakers’ (13%, 35), ‘University professors’ (10%, 25) and ‘Other’ (2%, 4).

Expert Type	%	#
Native lawyers	24%	63
Country experts	17%	45
Religious leaders	18%	47
Community leaders	16%	42
Native language speakers	13%	35
University professors	10%	25
Other	2%	4
Total	100%	261



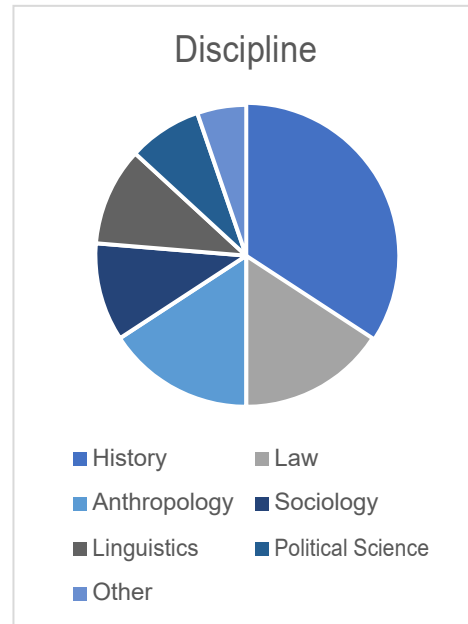
CULTURAL EXPERTISE IN EUROPE: WHAT IS IT USEFUL FOR? (EURO-EXPERT)

PI: LIVIA HOLDEN | Post-Doc: ANNA TSALAPATANIS | Data Collector: VENETIA ARGYROPOULOU
First Date of Publication: 20/05/2019
Revision and Update: 01/02/2022

Discipline

The (10%, 27) who selected 'University professors' were asked to specify the disciplines of those professors. The most common responses were 'History' (34%, 13) followed by 'Law' and 'Anthropology' both (16%, 6), 'Sociology' (11%, 4), Linguistic (11%, 4), Political science (11%, 4) and 'Other' (5%, 2).

Discipline	%	#
History	34%	13
Law	16%	6
Anthropology	16%	6
Sociology	11%	4
Linguistics	11%	4
Political Science	8%	3
Other	5%	2
Total	100%	38



CULTURAL EXPERTISE IN EUROPE: WHAT IS IT USEFUL FOR? (EURO-EXPERT)

PI: LIVIA HOLDEN | Post-Doc: ANNA TSALAPATANIS | Data Collector: VENETIA ARGYROPOULOU
First Date of Publication: 20/05/2019
Revision and Update: 01/02/2022

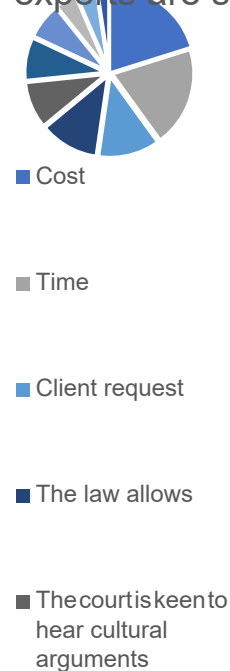
Modalities

Appointment of Experts

The most commonly factor influencing the decision to appoint was that the appointment of experts was 'Cost' (20%, 84), followed by 'Time' (20%, 83), then 'Client request' (12%, 51), 'The law allows' (12%, 49), 'The court is keen to hear cultural arguments' (9%, 39), 'Successful legal outcomes' (9%, 36), 'The reputation of the expert' (7%, 30), 'The court/ prosecutor/ Home Office have already appointed their expert' (4%, 18), 'Advised by the court' (4%, 17) and 'Useful for an out of court settlement' (2%, 10).

How experts are selected	%	#
Cost	20%	84
Time	20%	83
Client request	12%	51
The law allows	12%	49
The court is keen to hear cultural arguments	9%	39
Successful legal outcomes	9%	36
The reputation of the expert	7%	30
The court/ Home Office have already appointed their expert	4%	18
Advised by the court	4%	17
Useful for an out of court settlement	2%	10
Total	100%	417

How experts are selected

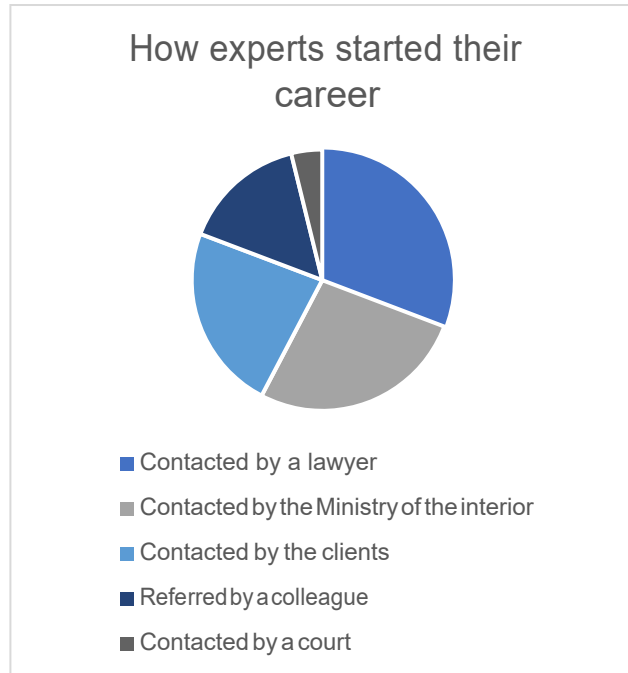


CULTURAL EXPERTISE IN EUROPE: WHAT IS IT USEFUL FOR? (EURO-EXPERT)

PI: LIVIA HOLDEN | Post-Doc: ANNA TSALAPATANIS | Data Collector: VENETIA ARGYROPOULOU
First Date of Publication: 20/05/2019
Revision and Update: 01/02/2022

Most experts started giving opinions after being ‘Contacted by a lawyer’ (31%, 8), followed by ‘Contacted by the Home office’ (27%, 7), ‘Contacted by the clients’ (23%, 6), ‘Referred by a colleague’ (15%, 4) and ‘Contacted by a court’ (4%, 1).

How experts started their career	%	#
Contacted by a lawyer	31%	8
Contacted by the Ministry of the interior	27%	7
Contacted by the clients’	23%	6
Referred by a colleague	15%	4
Contacted by a court	4%	1
Total	100%	26



CULTURAL EXPERTISE IN EUROPE: WHAT IS IT USEFUL FOR? (EURO-EXPERT)

PI: LIVIA HOLDEN | Post-Doc: ANNA TSALAPATANIS | Data Collector: VENETIA ARGYROPOULOU
First Date of Publication: 20/05/2019
Revision and Update: 01/02/2022

Experts most frequently choose 'Work as an expert for NGOs' (43%, 15, followed by both 'Instructed by lawyers as need arises' and having been 'Contacted directly by clients' both (17%, 6), 'Instructed by courts' and Instructed by the Ministry of the Interior both (11%, 4).

Who instructs the experts	%	#
Work as an expert for NGOs	43%	15
Instructed by lawyers as need arises	17%	6
Instructed by the litigants/ applicants/ defendants/ complainants	17%	6
Instructed by courts	11%	4
Instructed by the Ministry of the Interior	11%	4
Total	100%	35



Cyprus Data Summary

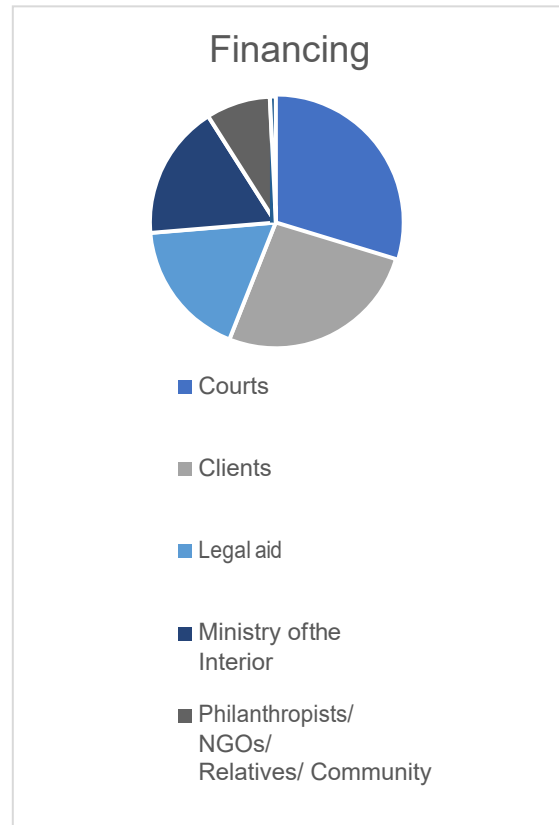
CULTURAL EXPERTISE IN EUROPE: WHAT IS IT USEFUL FOR? (EURO-EXPERT)

PI: LIVIA HOLDEN | Post-Doc: ANNA TSALAPATANIS | Data Collector: VENETIA ARGYROPOULOU
First Date of Publication: 20/05/2019
Revision and Update: 01/02/2022

Cost of Cultural Expertise

Cultural expertise is most commonly financed by 'Courts' (30%, 79), followed by 'Clients' (26%, 70), 'Legal aid' (18%, 47), 'Ministry of the Interior' (18%, 46), 'Philanthropists/NGOs/Relative/Community' (8%, 22) and 'Other' (1%, 2).

How are experts paid?	%	#
Courts	30%	79
Clients	26%	70
Legal aid	18%	47
Ministry of the Interior	17%	46
Philanthropists/ NGOs/ Relatives/ Community	8%	22
Other	1%	2
Total	100%	273



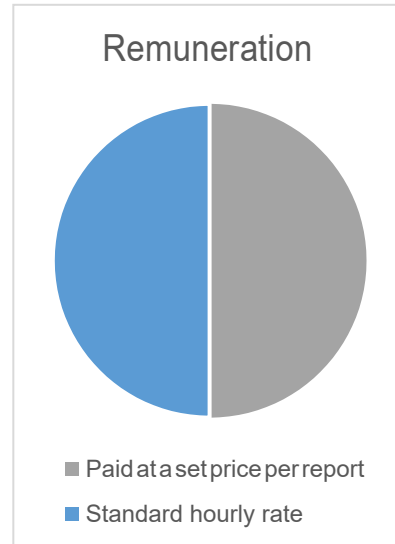
CULTURAL EXPERTISE IN EUROPE: WHAT IS IT USEFUL FOR? (EURO-EXPERT)

PI: LIVIA HOLDEN | Post-Doc: ANNA TSALAPATANIS | Data Collector: VENETIA ARGYROPOULOU
First Date of Publication: 20/05/2019
Revision and Update: 01/02/2022

Remuneration of cultural expertise

‘Paid at a set price per report’ and ‘Standard hourly rate’ were both equally represented (50%, 6).

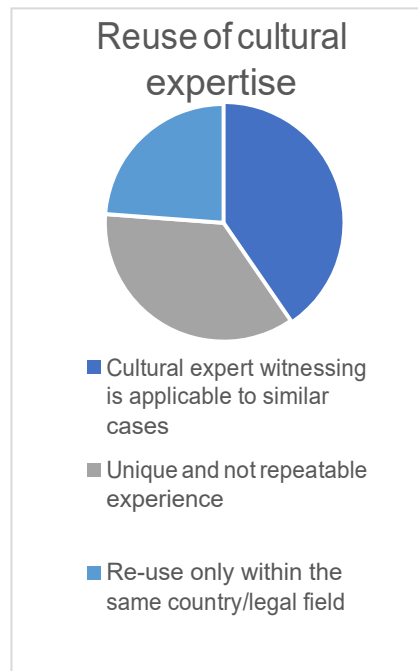
Remuneration of experts	%	#
Paid at a set price per report	50%	6
Standard hourly rate	50%	6
Total	100%	12



Reuse of cultural expertise

The most frequent response to the question of the reuse of cultural expertise was ‘Cultural expert witnessing is applicable in similar cases’ (40%, 78) followed by ‘Unique and not repeatable experience’ (36%, 69) and ‘Can only be reproduced in the same country/legal field’ (24%, 46).

Reuse of cultural expertise	%	Count
Cultural expert witnessing is applicable to similar cases	40%	78
Unique and not repeatable experience	36%	69
Re-use only within the same country/legal field	24%	46
Total	100%	196



CULTURAL EXPERTISE IN EUROPE: WHAT IS IT USEFUL FOR? (EURO-EXPERT)

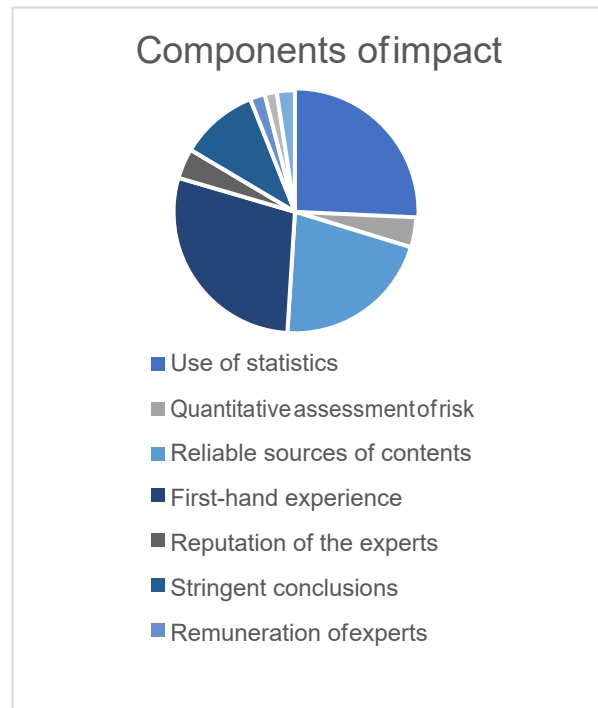
PI: LIVIA HOLDEN | Post-Doc: ANNA TSALAPATANIS | Data Collector: VENETIA ARGYROPOULOU
First Date of Publication: 20/05/2019
Revision and Update: 01/02/2022

Impact

Components of Impact

The most common components of impact include 'First-hand experience' (29%, 71) followed by 'Use of statistics' (26%, 64), 'Reliable sources of contents' (21%, 53), 'Stringent conclusions' (10%, 26) with all the remaining categories accounting for 4% or less.

Components of impact	%	#
Use of statistics	26%	64
Quantitative assessment of risk	4%	10
Reliable sources of contents	21%	53
First-hand experience	29%	71
Reputation of the experts	4%	10
Stringent conclusions	10%	26
Remuneration of experts	3%	5
Advocacy	2%	4
Style	1%	6
Total	100%	249



Usefulness

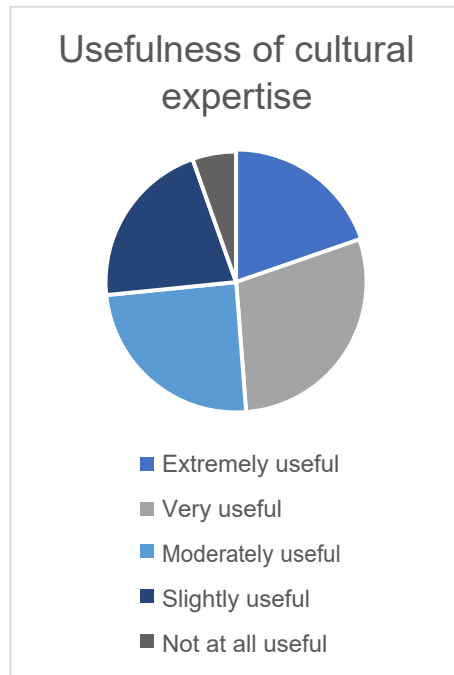
The most common response to the question regarding the usefulness of cultural expertise was 'Very useful' (29%, 59), followed by 'Moderately useful' (25%, 50), then 'Slightly useful' (21%, 43), 'Extremely useful' (20%, 40) and 'Not useful at all' (5%, 11).

Cyprus Data Summary

CULTURAL EXPERTISE IN EUROPE: WHAT IS IT USEFUL FOR? (EURO-EXPERT)

PI: LIVIA HOLDEN | Post-Doc: ANNA TSALAPATANIS | Data Collector: VENETIA ARGYROPOULOU First Date of Publication: 20/05/2019
Revision and Update: 01/02/2022

Usefulness of cultural expertise	%	#
Very useful	29%	59
Moderately useful	25%	50
Extremely useful	20%	40
Slightly useful	21%	43
Not at all useful	5%	11
Total	100%	203



Usefulness: fields

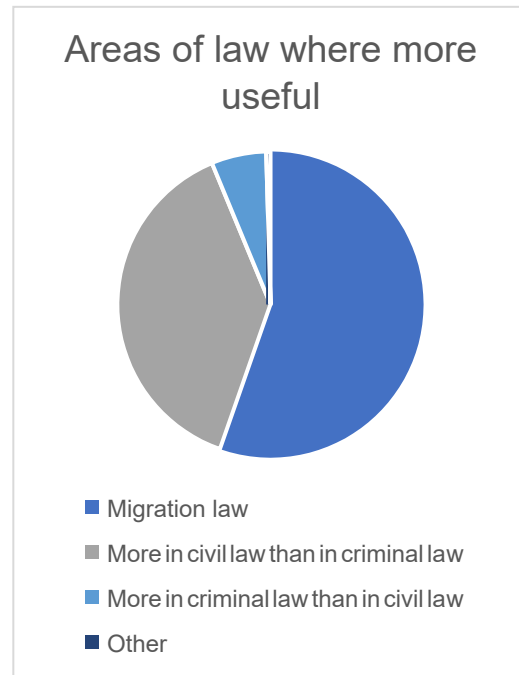
Cultural expertise is most useful in 'Migration law' (55%, 124), followed by 'More useful in civil law than criminal law' (38%, 86), 'More useful in criminal law rather than civil law' (6%, 13) and other (1%, 1).

Cyprus Data Summary

CULTURAL EXPERTISE IN EUROPE: WHAT IS IT USEFUL FOR? (EURO-EXPERT)

PI: LIVIA HOLDEN | Post-Doc: ANNA TSALAPATANIS | Data Collector: VENETIA ARGYROPOULOU
First Date of Publication: 20/05/2019
Revision and Update: 01/02/2022

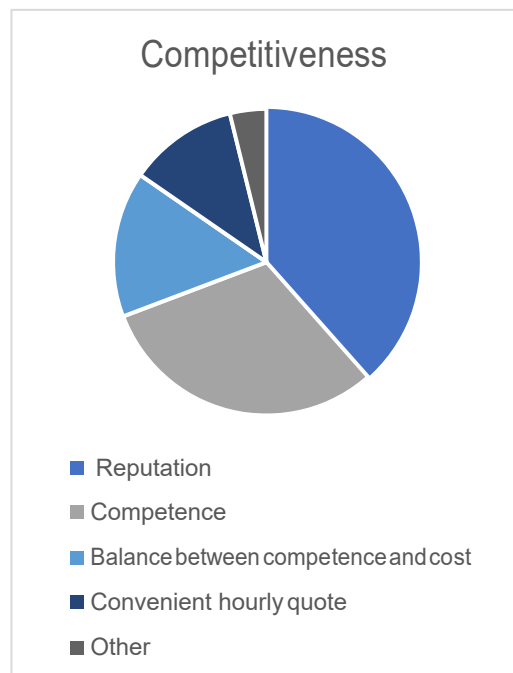
Areas of law where cultural expertise is more useful	%	#
Cultural expertise is most useful in immigration law	55%	124
Cultural expertise is more useful in civil law than in criminal law	38%	86
Cultural expertise is more useful in criminal law than in civil law	6%	13
Other	1%	1
Total	100%	224



Competitiveness

Experts thought that their expertise was competitive because of their 'Reputation' (38%, 10), 'Competence' (31%, 8), then 'Balance between competence and cost' (15%, 4), and 'Convenient hourly quotes' (12%, 3). One respondent (4%) indicated 'Other'.

Competitiveness	%	#
Reputation	38%	10
Competence	31%	8
Balance between competence and cost	15%	4
Convenient hourly quote	12%	3
Other	4%	1
Total	100%	26



Cyprus Data Summary

CULTURAL EXPERTISE IN EUROPE: WHAT IS IT USEFUL FOR? (EURO-EXPERT)

PI: LIVIA HOLDEN | Post-Doc: ANNA TSALAPATANIS | Data Collector: VENETIA ARGYROPOULOU
First Date of Publication: 20/05/2019
Revision and Update: 01/02/2022

Reputation of Experts

The majority of experts said that they did not know how they built their reputation (52%, 13), followed by 'Previous expert opinion were successful' (28%, 6) and 'Regularly instructed/appointed as an expert for many years' (20%, 5).

Reputation of experts	%	#
Not known	52%	13
Previous expert opinions were successful	28%	6
Regularly instructed/appointed as an expert for many years	20%	5
Total	100%	24



Improved Access

Database

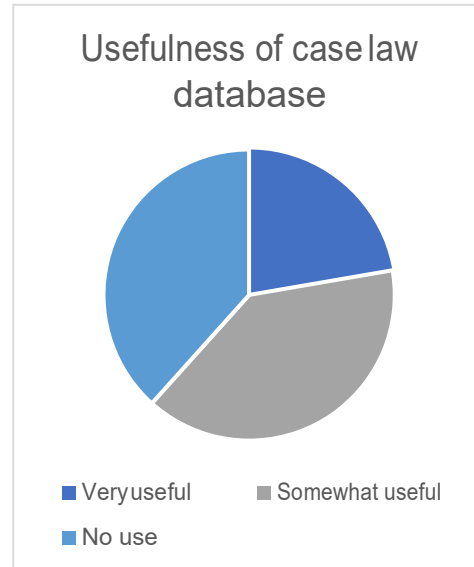
Regarding the question of the usefulness of a case law database, the most common response was that it would be 'Somewhat useful' (39%, 76), followed by 'No use' (38%, 74) and 'Very useful' (22%, 43).

Cyprus Data Summary

CULTURAL EXPERTISE IN EUROPE: WHAT IS IT USEFUL FOR? (EURO-EXPERT)

PI: LIVIA HOLDEN | Post-Doc: ANNA TSALAPATANIS | Data Collector: VENETIA ARGYROPOULOU
First Date of Publication: 20/05/2019
Revision and Update: 01/02/2022

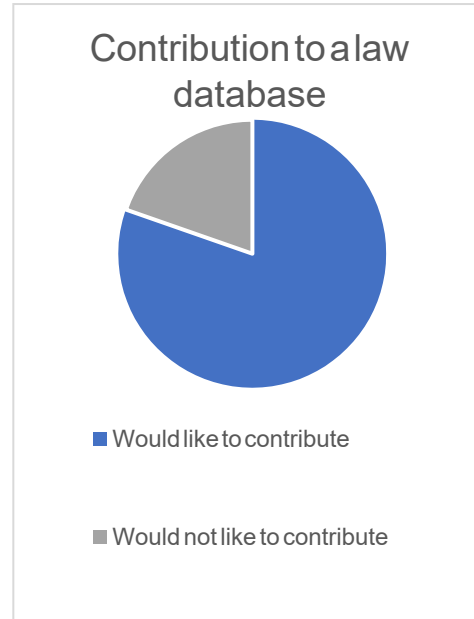
Usefulness of case law database	%	#
Somewhat useful	39%	76
No use	38%	74
Very useful	22%	43
Total	100%	193



Contribution to law database

Most respondents did wish to contribute to the establishment of a case law database (80%, 94), while (20%, 23) did not.

Contribution to a law database	%	#
Would like to contribute	80%	94
Would not like to contribute	20%	23
Total	100%	121



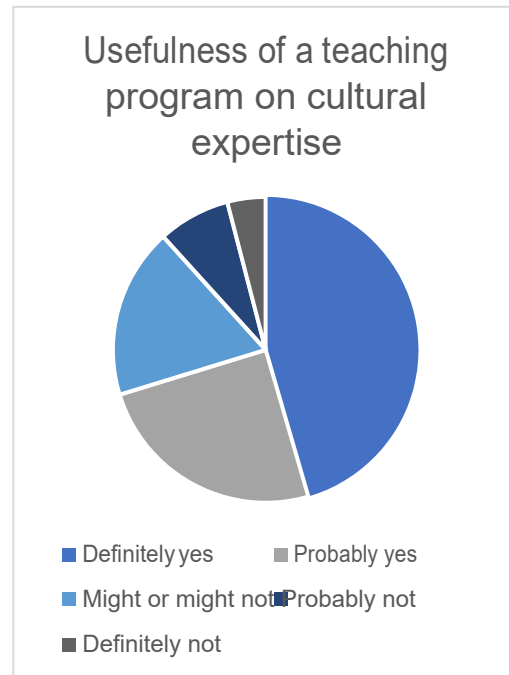
Capacity Building

The most common response to the question regarding the usefulness of a program teaching cultural expertise was 'Definitely yes' (45%, 101), followed by 'Probably yes' (25%, 55), then 'Might or might not' (18%, 40), 'Probably not' (8%, 17) and 'Definitely not' (4%, 9)

CULTURAL EXPERTISE IN EUROPE: WHAT IS IT USEFUL FOR? (EURO-EXPERT)

PI: LIVIA HOLDEN | Post-Doc: ANNA TSALAPATANIS | Data Collector: VENETIA ARGYROPOULOU
First Date of Publication: 20/05/2019
Revision and Update: 01/02/2022

Usefulness of a teaching program on cultural expertise	%	#
Definitely yes	45%	101
Probably yes	25%	55
Might or might not	18%	40
Probably not	8%	17
Definitely not	4%	9
Total	100%	222



Organisations interested in a teaching program

With regards to the question on interest in the teaching program, the most common response was 'Interested in teaching themselves' (79%, 31), then 'Knowing professional organisations that may be interested' (13%, 5) and 'Other' (3, 8%).

Organisations interested in a teaching program	%	#
Interested in teaching themselves	79%	31
Know professional organisations interested in teaching	13%	5
Other	8%	3
Total	100%	155

